

*All of us at HGK
look forward to
working with you in
2008. If we can be
of assistance in any
way, please let
me know.*

2007 was another successful year for HGK and our clients, and we expect 2008, which marks our 25th anniversary, to be a good year, as well.

We now manage approximately \$4 billion in assets, with this growth coming from new clients, as well as from greater investment by existing clients. HGK now serves about 120 clients, several of whom have been with us twenty years or more. We are especially proud that three clients have been with us since we launched the company in 1983.

HGK continues to gain favor among the consultants that serve the pension market, and has achieved improved distribution of its products by industry-leading organizations. Because of this increased distribution, assets in our Large Cap Value equity product have reached the \$2 billion mark.

We attribute our growing success to providing superior results for our clients and for delivering a very high level of client service and support. We are proud to note that HGK remains one of the few firms in which any client or prospective client can get immediate access to all company personnel.

In 2007, we introduced two new products: the HGK Strategic Income Fund and the HGK Small Cap Value equity product. We note with pride that Eric Fuhrman, CFA, Portfolio Manager in our Equity Management department, and Matthew Kosara, CAIA, Portfolio Manager for Alternative Investments, played important roles in the development of these products.

To support the Strategic Income Fund, HGK teamed with Monroe Capital LLC, a respected organization that offers senior and junior secured debt solutions to middle-market companies.

Several new people joined HGK during 2007, including Karl Laufenberg, Analyst in the Equity Management department; MaryBeth Iacono, Executive Assistant to the Board of Directors; Zoraida Rosa, Administrative Manager in Administrative Services; and Maria Sosa, our new receptionist.

A 2007 report from AFL-CIO's Office of Investment, entitled *Retirement Security: How Do Investment Managers Stack Up?* cited HGK as "expressing strong support for preserving Social Security and defined benefit pensions."

HGK continues to receive favorable mentions in leading financial media. Paul B. Carlson, CFA, Senior Portfolio Manager in the HGK Equity Management department, for example, was quoted in an April 18, 2007 Bloomberg. Com report regarding probable future trends in gasoline prices.

All of us at HGK look forward to working with you in 2008. If we can be of assistance in any way, please let me know.

HGK Asset Management, Inc.



Jeffrey T. Harris
Chairman and CEO



*In addition to the
multiple talents of
HGK's investment
professionals, the
prosperity of our
clientele has been
an important part of
HGK's success. The
majority of HGK's
clientele are benefit
funds and it has been
the commitment of
legislators, employers,
and labor to these
retirement funds that
has allowed them
to persist and grow.
This commitment has
allowed many working
people to count on
having substantial,
constantly improving
benefits.*

HGK Asset Management, Inc. is proud to reflect on 25 years of service to its investors. 2007 was another successful year for HGK and its clients. Long-term endurance in the highly competitive and volatile asset management industry is a significant achievement of which we are very proud.

In addition to the multiple talents of HGK's investment professionals, the prosperity of our clientele has been an important part of HGK's success. The majority of HGK's clientele are benefit funds and it has been the commitment of legislators, employers, and labor to these retirement funds that has allowed them to persist and grow. This commitment has allowed many working people to count on having substantial, constantly improving benefits.

Today, however, the retirement security of working people is under attack as never before. Many financial firms are covertly and overtly supporting the privatization of Social Security, while others are campaigning to replace defined benefit plans with defined contribution plans, which tend to be loaded with company stock and therefore vulnerable to market swings. Others are sponsoring cash balance plans, and other investment plans that do not provide the same level of security as defined benefit plans.

In 1985, when 80% of full-time employees were participating in defined benefit plans, fewer than half of employees were participating in defined contribution plans. By 2000, only about one-third of employees were participating in defined benefit plans, and about half in defined contribution plans. Today, the percentage participating in defined contribution plans is even higher, but overall, employee participation in all retirement plans has decreased to less than 50% of the workforce.

Although the assets of the 1,000 largest U.S. defined benefit plans grew 13.1% in 2007, and the assets of the 1,000 largest defined contribution plans grew by 14.5%, future prospects are less encouraging, according to *Pensions & Investments* magazine in a January 20, 2008 report. An April 2007 Gallup Poll showed that only 53% of non-retirees expect to have enough money to live comfortably in retirement - down from 59% in 2002, 2003, and 2004.

As I look at the next 25 years, it is clear that without a strong, continuing commitment to the preservation of benefit funds by HGK, other professional organizations, and plan sponsors, the future will look much



Arthur E. Coia II

continued on next page

Large Cap Value Equity

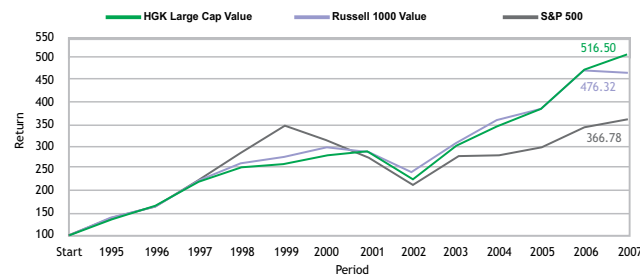
Total Product Assets:

\$1,526,791,054
12/31/07

Objective

HGK Asset Management, Inc. is a registered investment advisor with its main office located in Jersey City, New Jersey. Incorporated in 1983, HGK has grown to manage approximately \$4 billion in assets derived mainly from employee benefit funds. HGK provides equity, fixed income, balanced and international management of individually structured portfolios for its clients. HGK also offers mutual funds to self-directed plans. HGK's Large Cap Value investment discipline aims to provide returns that exceed the returns of the Russell 1000 Value index while minimizing risk. This goal is achieved through a fundamental and quantitative approach to stock selection that focuses on cash flow return on investment as a primary gauge of corporate value. Through a combination of disciplined stock selection and well balanced portfolio construction, HGK has been able to add value for clients invested in this conservative investment discipline. The Large Cap Value Composite includes all portfolios invested in U.S. equities with market capitalization greater than \$5 billion that exhibit value characteristics such as below average Price/Earnings or Price/Book ratios.

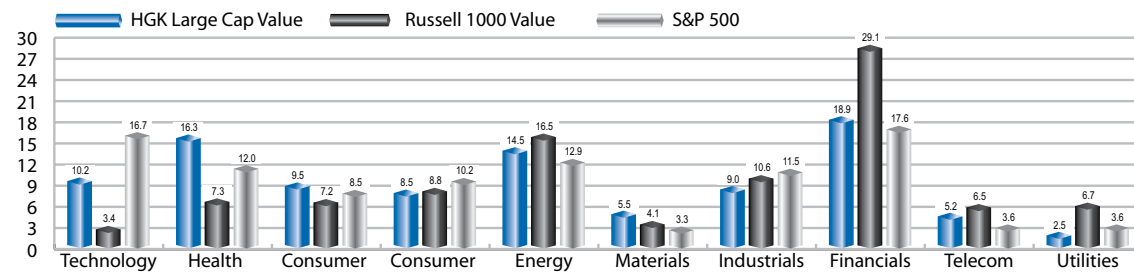
Growth / Return Analysis



Portfolio Statistics

	Large Cap Value	Russell 1000 Value	S&P 500
Wtd. Avg. Market Cap	\$72.29 bil	\$117.40 bil	\$109.45 bil
Median Market Cap	\$ 36.03 bil	\$5.21 bil	\$13.04 bil
P/E Ratio	13.90	14.50	16.90
Price/Book	2.41	1.99	2.77
Number of Holdings	49	618	500
Dividend Yield	2.41	2.72	1.97
Beta (vs. Russell 3000)	0.84	0.83	0.90

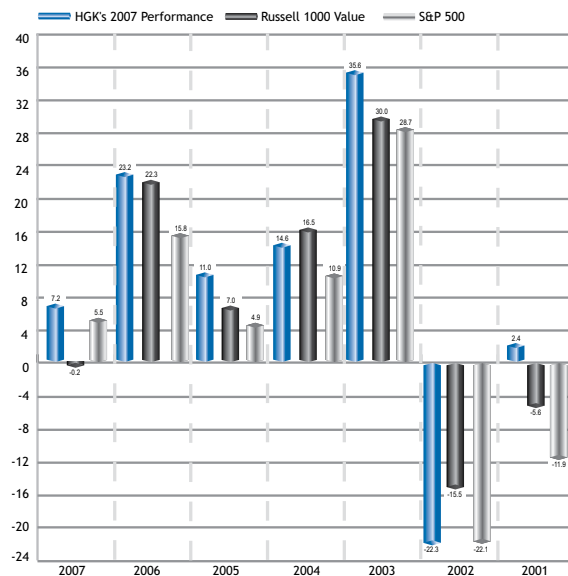
Sector Distribution



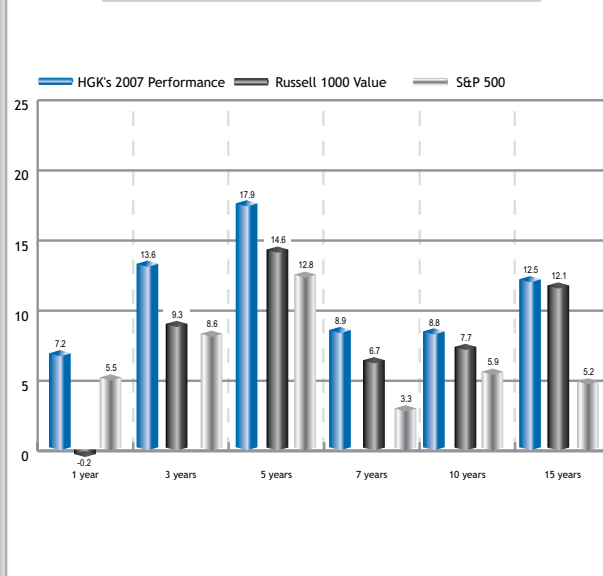
Top 10 Holdings

No.	Security Name	Security Description	No.	Security Name	Security Description
1	CVX	CHEVRON	6	VZ	VERIZON COMMUNICATIONS
2	JNJ	JOHNSON & JOHNSON	7	GD	GENERAL DYNAMICS
3	COP	CONOCOPHILLIPS	8	SO	SOUTHERN
4	T	AT & T INC	9	FISV	FISERV
5	JPM	JPMORGAN CHASE	10	MRO	MARATHON OIL

Year End Total Returns



Annualized Total Returns



HGK Asset Management, Inc. claims compliance with the Global Investment Performance Standards (GIPS®).
* Calculations are gross of fees. The effect of fees on a compounding basis will effect net returns as follows: \$1000 compounded annually at a gross return of 10% per year. over a 5-year period will return \$1,610.51. \$1000 compounded annually at a gross return of 10% per year over a 5-year period net of a 50 basis point annual fee will return \$1,574.25. Past performance does not guarantee future results. To receive a complete list and description of HGK Asset Management, Inc.'s composites and/or a presentation that adheres to the GIPS standards, contact Adam Gerentine at 201.659.3700 or email him at Performance@hgk.com.

Mid Cap Value Equity

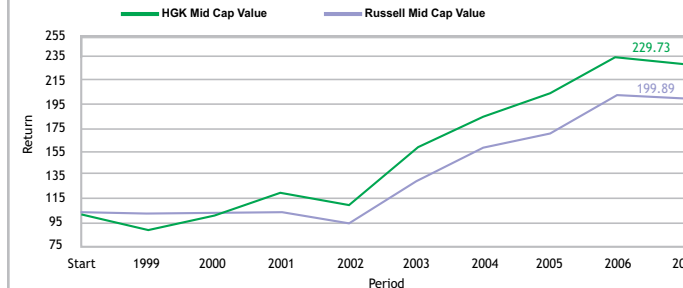
Total Product Assets:

\$414,868,584
12/31/07

Objective

HGK Asset Management, Inc. is a registered investment advisor with its main office located in Jersey City, New Jersey. Incorporated in 1983, HGK has grown to manage approximately \$4 billion in assets derived mainly from employee benefit funds. HGK provides equity, fixed income, balanced and international management of individually structured portfolios for its clients. HGK also offers mutual funds to self-directed plans. HGK's Mid Cap Value investment discipline aims to provide returns that exceed the returns of the Russell Mid Cap Value index while minimizing risk. This goal is achieved through a fundamental and quantitative approach to stock selection that focuses on cash flow return on investment as a primary gauge of corporate value. Through a combination of disciplined stock selection and well balanced portfolio construction, HGK has been able to add value for clients invested in this conservative investment discipline. The Mid Cap Value Composite includes all portfolios invested in U.S. equities with a market capitalization range of \$2-18 billion that exhibit value characteristics such as below average Price/Earnings or Price/Book ratios.

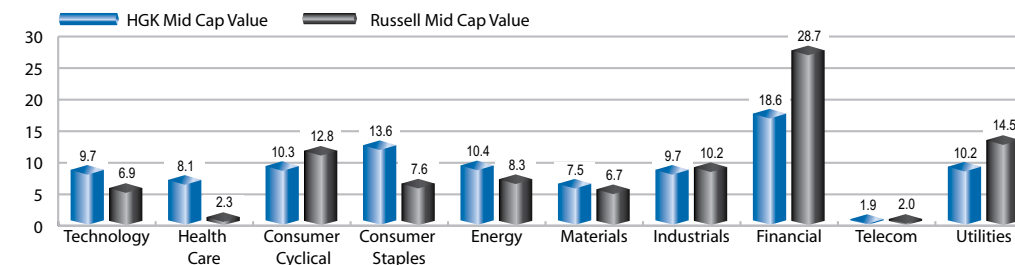
Growth / Return Analysis



Portfolio Statistics

	HGK Mid Cap Value	Russell Mid Cap Value
Wtd. Avg. Market Cap	\$ 7.44 bil	\$ 8.96 bil
Median Market Cap	\$ 5.74 bil	\$ 3.90 bil
P/E Ratio	13.80	16.30
Price/Book	1.78	1.81
Number of Holdings	57	485
Dividend Yield	1.98	2.25
Beta (vs. Russell 3000)	0.97	0.99

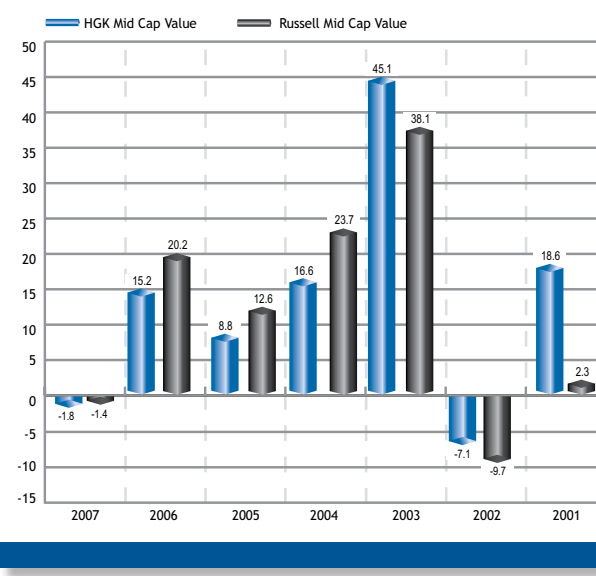
Sector Distribution



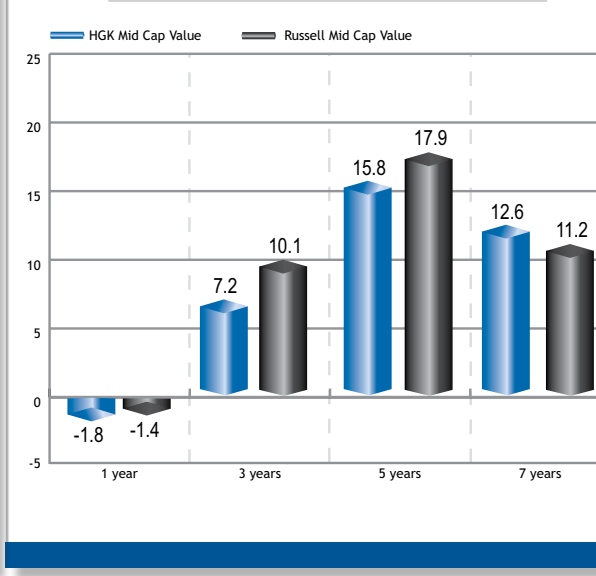
Top 10 Holdings

No.	Security Name	Security Description	No.	Security Name	Security Description
1	CRL	CHARLES RIVER LABS	6	MWV	MEADWESTVACO
2	CY	CYPRESS SEMICONDUCTOR	7	RE	EVEREST RE GROUP LTD
3	LH	LAB CORP of AMERICA	8	PPG	PPG INDUSTRIES
4	HES	HESS CORPORATION	9	HRL	HORMEL
5	CBRL	CBRL GROUP	10	CBT	CABOT

Year End Total Returns



Annualized Total Returns



HGK Asset Management, Inc. claims compliance with the Global Investment Performance Standards (GIPS®).
* Calculations are gross of fees. The effect of fees on a compounding basis will effect net returns as follows: \$1000 compounded annually at a gross return of 10% per year. over a 5-year period will return \$1,610.51. \$1000 compounded annually at a gross return of 10% per year over a 5-year period net of a 50 basis point annual fee will return \$1,574.25. Past performance does not guarantee future results. To receive a complete list and description of HGK Asset Management, Inc.'s composites and/or a presentation that adheres to the GIPS standards, contact Adam Gerentine at 201.659.3700 or email him at Performance@hgk.com.